


ACCESSDECK-L

TECHNICAL GUIDE



Decks for modular access

AccessDeck-L is a LDPE deck designed for pedestrian, people with reduced mobility and vehicle traffic (up to 10 tons/sqm)



SUMMARY

General Characteristics	0
Product accessories	2
Applications and installation	0
Resistance tests	2
Warranty	0
References	3

GENERAL CHARACTERISTICS

DIMENSIONS / TECHNICAL INFORMATION:

Width: 1,00 m
Length: 1,50 m
Thickness: 12 mm

Weight: 15.5kg/unit
Load capacity: 10 Tons / sqm (AccessDeck panel system eases the circulation of vehicles).

Color: grey
Material: Molded plastic - recycled LDPE (Low Density Polyethylene)
From LDPE recycled plastic products (e.g. bags, decks, etc)

KEY ADVANTAGES :

- Resistant (UV et shocks)
- Ideal for sand, grass, pebble, mud
- No maintenance
- Easy to install and remove (see last page for technical guide)
- Anti-slip
- Stable surface
- Solidity
- Withstands temperatures from - 40 °C to 70°C
- Durable and good resistance to dirt




Nos specific maintenance is required. It is an ideal solution for temporary use. AccessDeck can be cleaned with a pressurised water jet.

PRODUCT ACCESSORIES

Spikes:

Spikes are provided to anchor AccessDeck to the ground. They are galvanised and 50 cm long. 2 connectors and **2 spikes included with each unit of AccessDeck.**



Connectpr :

To connect AccessDeck panels together and keep a firm surface, we provide aluminum connectors which are very resistant and easy to install. Use of anchoring spikes is not always necessary. The connectors enable to create modular accesses and adapt the path to your site.

ALUMINUM CONNECTORS

To connect AccessDeck together:



***Double aluminum connectors
(create a platform)***



WE ALSO OFFER BOLT CONNECTORS (OPTION)

***Bolt connectors to connect
panels together***



Double bolt connectors



APPLICATIONS AND INSTALLATION

AccessDeck ensures stability on soft grounds like sand, grass, gravels and snow. They are designed to provide comfort for barefoot users.

AccessDeck withstands vehicle traffic while creating an access for people with reduced mobility and pedestrians. With their 8 holes, the AccessDeck panels offer a great modularity and can be adapted to many configurations: pathways, platforms, crossroads etc. (see patterns below).

PRECAUTIONS FOR INSTALLATION:


→

Leave a slight space between each plate to anticipate potential expansion (between 12 et 15mm). Dilatation of 2mm per linear metre for a 10°C temperature change

→

Install AccessDeck after 24 hours of thermal rest and adapted temperature (not extreme cold or hot) to prevent from dilatation effects.

3



PLATFORME



PATHWAY



TURN

Accessdeck can be installed by or 2 people: a section of 100m can be installed within 1 hour. A hammer is required if the ground is hard.

RESISTANCE TESTS

PHYSICAL PROPERTIES

Density: 0,94 g/cc

Melt index (condition 190°C / 2,16kg) : 0,25 g/10 min

MECHANICAL PROPERTIES

Tensile strength: 27,6 MPa

Abrasion resistance (at 1000g) : ca. 45

THERMAL PROPERTIES

Coefficient of linear thermal expansion: DIN EN ISO 11359 mm

Maximum temperature for continuous use: -40°C to 70°C .35

Thermal conductivity: W/m/°K

Thermal dilatation: 1,8 mm/(m.10°C)

Dilatation of 1,8mm per linear meter for a 10°C temperature change

For instance, for a deck of 1,5m long, the maximum dilatation is 12mm (6mm on each side for a temperature change from 0°C to 40°C).



WARRANTY

Accessrec Europe offers a two (2) year warranty starting at the date of your Purchase Order. This warranty only covers manufacturing defects of the product. Alterations related to normal use are not considered as manufacturing defects. Damages caused by vandalism or the passage of vehicles (others than the one corresponding to the intended or expected use of the product) are not covered by the warranty

The warranty does not cover:

- The normal use of AccessDeck
- Improper care, operation, maintenance and storage of AccessDeck.
- An accident or natural disaster. • Modifications that have been made without written consent of Accessrec Europe.
- Maintenance and transports costs that can be necessary if reparations are required.

If you are not satisfied by the intended conditions or reparations that have been made, please contact directly Accessrec Europe. Products may not be returned without consent from Accessrec Europe. The two (2) year limited warranty is applicable to the original purchaser only.

REFERENCES



AccessDeck on the beach of Ajaccio
(France)



AccessDeck, fair in the New Jersey, USA



AccessDeck on cobblestones, France

