

ACCESS REC

Accessibility Expert  *French Sme*



PRODUCT CATALOGUE





MORE THAN **1000** REFERENCES IN FRANCE



& **5000** IN THE WORLD



GREAT SOLUTION

"We love the AccessMat and will order more to create a longer access. It is a great solution which creates an access for pedestrians and people with reduced mobility and is also very effective as boat launching ramp".

— Dubai Municipality (U.A.E.)




























COOLEST FLOATING WHEELCHAIR

"WaterWheels is the coolest floating wheelchair I've used! Access to water is very easy and people can float in the ocean. It's great to offer this solution in our lifeguard station!".

— Kyle J. Keel, New Jersey (USA)

Products

Our pathways

IT'S FREE ! Ask for samples		TYPE OF GROUND	ACCESSIBILITY	LIFETIME	PRICE
 MUD  STONE-PEBBLE  SAND  GRASS					
	P.08 ACCESSDECK <i>Resistant plates for modular access</i>			10 years	€
	P.09 ACCESSDECK LIGHT <i>Economical and resistant plates for modular access</i>			10 years	€
	P.10 ACCESSMAT <i>Beach access mat</i>			10 years	€
	P.13 ACCESSWOOD <i>Wooden grating</i>			7* years	€
	P.14 COCOBACH <i>Economical and natural access mat</i>			5* years	€
	P.15 GRASSMAT <i>Grass reinforcement mat</i>			10 years	€
	P.16 WETMAT <i>Anti-slip mat for wet areas</i>			10 years	€





* For summer use



Our wheelchairs

	E-TRIKE <i>All-terrain wheelchair with electrical assistance</i>	P.18		HIPPOCAMPE <i>All-terrain wheelchair</i>	P.20
	HIPPOCAMPE MARATHON <i>Running and hiking wheelchair</i>	P.21		SUNWHEELS <i>Cost-effective bathing wheelchair</i>	P.22
	TERRAWHEELS <i>Beach wheelchair</i>	P.23		WATERWHEELS <i>Floating bathing wheelchair</i>	P.24

Our equipment

	AQUACCESS FIXE <i>Fixed pool lift</i>	P.30		AQUACCESS MOBILE <i>Mobile pool lift</i>	P.31
	SUNBED <i>Sun lounger with adapted seat height</i>	P.32		WHEELEZ ACCESSWALK <i>Beach and all-terrain rollator</i>	P.33



ACCESSOUND
Headset to guide visually impaired people when swimming

P.28




Our pathways
OUR PATHWAYS
Our pathways
thways OUR PATH
Our pathways
OUR PATHWAYS
pathways Ou

ACCESSDECK

Resistant plates for modular access

AccessDeck is High Density PolyEthylene (HDPE) plate which ensures access for pedestrians, people with reduced mobility and vehicles (up to 15 tons/sqm) on unstable grounds.

Color
Black
Weight
21 kg / unit
Widths
1 m
Length
1,50 m
Thickness
15 mm
Load Capacity
15 tons / sqm
Use
Sand - Grass Gravel - Mud




★★★★★

ADVANTAGES

- Very strong
- Anti-slip
- Meets accessibility standards
- Easy installation
- Modular
- Requires little maintenance
- Ecological: made of 100% recycled plastic and recyclable



ACCESSDECK LIGHT

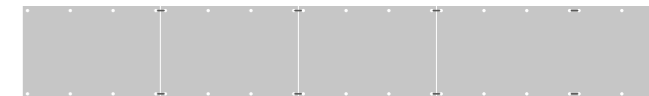
Economical and resistant plates for modular access

AccessDeck Light is a Light Density PolyEthylene (LDPE) plate which ensures access for pedestrians, people with reduced mobility and vehicles (up to 10 tons/sqm) on unstable grounds.

Color
Grey
Weight
15,5 kg / unit
Widths
1 m
Length
1,50 m
Thickness
12 mm
Load Capacity
10 tons / sqm
Use
Sand - Grass Gravel - Mud



EASILY CREATE PATHWAYS



PLATFORMS



AND TURNS



*Accessrec can cut
AccessDeck and AccessDeck Light
to match your project needs*

ACCESSMAT

Beach access mat

AccessMat is a lightweight and durable 100% recycled polyester roll out matting system specifically developed to create temporary routes for pedestrians and people of all abilities on difficult terrains.

3 colors
Blue - Brown Sand
Weight
2 kg / sqm
4 widths
1 m - 1,52 m 1,83 m - 3 m
Length
On request
Use
Sand



ADVANTAGES


- Comfortable surface for barefoot users
- No risk of fraying
- Quick installation
- Doesn't retain sand
- Non-slip neoprene tape
- Meets the accessibility standards
- Does not heat under the sun
- Recycled & recyclable

WARRANTY
3 YEAR
CONNECTORS
& MAT

ACCESSMAT

Customised solutions

Create pathways on your beach ! Accessrec is the expert of beach access mats. We offer customised cuts in order to adapt our AccessMat to your beach configuration. Thus, users can move freely and take full advantage of the beach.



3 COLORS AVAILABLE



Blue

Brown

Sand



Tailor-made cuts can be done by AccessRec



Advice

Choose paths that line the coast for a better user experience

ACCESSCOM

Communicate through your pathway

Thanks to Accesscom, an innovative communication tool, your pathway becomes a seasonal communication tool: it is a very good vector for prevention on the beaches, raising awareness and informing the various users. This solution fits easily on your AccessMat, AccessDeck or AccessWood path.

*The cohabitation between nature and its various users is not always easy.
Give priority to information on the ground for better awareness.*



ADVANTAGES

- Better impact than classical signs
- Possibility to adapt and change your communication
- Simple and efficient visuals to communicate about various topics
- Resistant solution: ideal for summer season
- Customizable with your own visuals



TECHNICAL INFORMATION

- **Material :** Aslan Polymer Floor Adhesive (Aslan DFP 43 140 microns)
- **Printing :** Latex
- **Lamination MP326 :** Anti-slip, anti-UV and anti-scratch
- **Length of the AccessCom :** 50 cm (connectors included)
- **Width of the AccessCom :** Depending on your AccessMat (1m – 1,52m or 1,83m).

*Our AccessCom can cover different themes.
They are customizable on request.
Find all our AccessCom on our website.*



ACCESSWOOD

Wooden grating

AccessWood is a 100% autoclaved pine wood (class4) which allows to create temporary pathways while blending in with landscapes.



ADVANTAGES

- French design and production
- Easy slat replacement
- Modular
- Resistant to UV and salt
- Aesthetically pleasing
- Easy storage : square pallet
- Easy installation : 2m long section
- Meets accessibility standards

Tailor-made cuts can be done by AccessRec



WOOD FROM SUSTAINABLY MANAGED FORESTS

Color	Brown wood
Weight	12 kg / sqm
2 Widths	0,99 m - 1,49 m
Length	On request
Use	Sand - Grass

TECHNICAL INFORMATION

SECTION DIMENSIONS :

- **Width :** 0.99 or 1.49m for a 2m length
- **18 slats per section :** Our logo is stamped on the first slat
- **Space between each slats :** 15 mm

SECTION CONNECTORS :

- **Sand :** Exotic wood spacers and screws supplied to connect the sections
- **Grass :** Staples supplied to connect the sections

DIMENSIONS OF SLAT :

- **Length :** 990 mm or 1490 mm
- **Width :** 95 mm
- **Thickness :** 21 mm



Slats are connected with polyester rot-proof straps



COCOBEACH

Cost-effective and natural access mat


CocoBeach is a **coconut fibre geotextile** which enables to create **temporary access** on sand. It is an affordable and ecological solution.

Color	Natural
Weight	1,95 kg / sqm
2 widths	1 m - 2 m
Length	On request
Material	Coconut fiber
Use	Sand - Grass Stone - Pebble




ADVANTAGES

- 100% natural and biodegradable material
- Cost-effective solution
- Blend in the landscape
- Quick installation and removal
- No maintenance
- Ideal temporary access for private beaches, terrace, etc
- Easy to create turns



Tailor-made cuts can be done by AccessRec



GRASSMAT

Grass reinforcement mat

GrassMat is a heavy-duty rollout matting system. **Lightweight and robust, it is used to protect, strengthen and stabilize turf areas and other soft grounds.**

2 solutions for 2 types of use :

Grassmat 1,6 kg / sqm : Ideal for pedestrian, people with reduced mobility or light vehicle use (< 3.5 tons).

Grassmat 2 kg / sqm : Ideal for intensive use of light vehicles (< 3.5 tons) or for the passage of heavy vehicles (up to 15 tonnes).



ADVANTAGES

- Quick and easy installation
- Anti-slip
- Prevents stalemata
- Easy to clean
- UV resistant
- Easily scalable
- Let the grass grow through the mesh



Color	Green
2 weights	1,6 kg / sqm 2 kg / sqm
2 widths	1 m - 2 m
Length	On request
Utilisation	Grass (drained ground)




Tailor-made cuts can be done by AccessRec

WETMAT

Anti-slip mat for wet areas

WetMat is a pathway dedicated to wet areas of heavy traffic. This slip-resistant pathway is the ideal solution to secure and maintain hygiene of your pools, jacuzzis or locker rooms.



ADVANTAGES

- Slip-resistant
- Antifungal
- Immediate self-draining
- Easy to clean
- Modular access
- Quick installation

Color
Ocean blue
Weight
5,5 kg / sqm
Widths
1 m
Length
On request
Thickness
10 mm
Use
slippery surfaces

To avoid slipping and for maximum foot hygiene !



Tailor-made cuts can be done by AccessRec



E-TRIKE

All terrain wheelchair with electrical assistance

The E-Trike power-assisted all-terrain wheelchair is the ideal solution for people who need assistance for off-road use, to go further or faster and on difficult terrain.

Innovation

Drive levers with manual propulsion



ADVANTAGES

- Autonomous user
- Several options available
- Suitable for all types of grounds
- Electric assistance
- Comfortable: molded comfort cushions
- Safety: SRAM Level all-weather hydraulic disc brakes
- Foldable: cube shape for easy transport and storage

Also available in manual version



120 colors

Customizable

Weight

25 kg

Width

74 cm

Length

1,32 m

Max. Speed

13 km/h

Maximum weight capacity

100 kg

Maximum user height

1,93 m



HIPPOCAMPE

All-terrain wheelchair

Hippocampe supports you through all your outdoor activities. Versatile and comfortable, it adapts to your leisure activities so you can share moments of relaxation and conviviality with your loved ones.

Colors
Blue or pink
Weight
17 kg
Width
68 cm
Length
190 cm
Height
103 cm
Maximum weight capacity
130 kg



Available in 4 sizes :
S • M • L • XL

HIPPOCAMPE MARATHON

Running wheelchair

The Marathon Hippocampe is designed for running on roads or trails (*trail wheels available*). Manufactured in France, this wheelchair will help you to take up sport challenges with your friends or loved ones.

Colors
Red and black
Weight
17 kg
Width
70 cm
Length
175 cm
Height
From 103 to 128cm
Maximum weight capacity
100 kg



Available in 3 sizes :
M • L • XL



HIPPOCAMPE ADVANTAGES

- Autonomous user
- Many options available
- Adapts to all types of grounds
- Lightweight: a plus for competitions and transport
- 3 sizes available – fits all body types



Push bar:
Anodised aluminium tube (High resistance to wear, corrosion and heat)

Hippocampe wheelchairs are great for children and adults



Seat:
hydrophobic and comfortable

Frame:
anodised aluminium and stainless steel

Front balloon wheel:
better shock absorption

Double tyre:
better adaptability to soft grounds



Many options are available, please contact us



SIZE GUIDE :


- Size S : Up to 1m40
- Size M : From 1m40 to 1m65
- Size L : From 1m65 to 1m85
- Size XL : From 1m85



SUNWHEELS

Economic wheelchair to access the beach and pools

SunWheels is an economic wheelchair enabling people with reduced mobility to access the beach and swimming-pools.



The Sunwheels user must be accompanied by a person who must remain present at all times



ADVANTAGES

- Foldable and easy assembled (easy to transport)
- Anti-corrosion frame
- Quick-drying fabric
- Cost-effective solution
- Meets accessibility standards for managers of swimming pools and / or resorts



Colors

Orange and blue

Weight

12 kg

Width

48 cm

Length

1,05 m

Height

85 cm

Seat height

34 cm

Weight capacity

Min : 25 kg
Max : 120 kg

OPTIONS AVAILABLE :

- Pair of armrests
- Seatbelt
- Transport bag
- 3rd wheel kit
- Sunshade

SunWheels is suitable for children and adults

the basic model includes 2 wheels, the chassis and the seat

TERRAWHEELS

Beach wheelchair

TerraWheels is designed to enable people of all abilities to access uneven terrains such as sand. Its four balloon wheels make it very easy for the companion to move the wheelchair so that everyone can enjoy the beach.

Always use the TerraWheels with the close assistance and supervision of an able bodied user



Colors

Blue, white and yellow

Weight

40 kg

Width

80 cm

Length

120 cm

Height

117 cm

Seat height

52 cm

Maximum weight capacity

115 kg



ADVANTAGES

- Comfortable
- 3 seating positions
- Very good manoeuvrability
- Very good stability on sand
- Adapted to door width
- Easy to transport: foldable and storable
- Safe: brakes
- Quick maintenance
- Easy to assemble and disassemble without tools



WATERWHEELS

Beach floating wheelchair

WaterWheels is a floating beach wheelchair which enables people of all abilities to access soft terrains. Thanks to its floating armrests and oversized wheels, users can safely float in the water.



ADVANTAGES

- Very good floatability
- Easy assembled
- 3 seating positions
- Easy storage (6 parts)
- Safety belt
- Quick maintenance
- UV and water resistant fabric

The user can lift the armrest in order to go bathing in the water



The Waterwheels user must be accompanied by a person who must remain present at all times



Colors	Blue, white and yellow
Weight	27 kg
Width	107 cm
Length	162 cm
Height	119 cm
Seat height	41 cm
Weight capacity	Min : 25 kg Max : 115 kg

WHEELCHAIR ACCESSORIES

Suitable for Hippocampe, WaterWheels and TerraWheels

SHAPEABLE POSITIONING CUSHIONS FOR CHILDREN

The cushions optimise child position on following wheelchairs : **WaterWheels, TerraWheels** and **Hippocampe**. It takes the desired shape.




ADVANTAGES

- For patients with scoliosis or kyphosis
- Multi-directional stem support
- Maintain head position
- Acts like a comfortable shaped corset

CHARACTERISTICS

- Weight: 3,5 kg
- Nylon waterproof coating
- Velcro strap fixation



SIZE	Dimensions (cm)			
	A	B	C	D
S	30	80	58	28
M	35	95	65	28
L	40	115	75	35
XL	45	120	85	35



HARNESS: TRACTION SYSTEM FOR WATERWHEELS

Harness with polyester straps designed to provide more comfort when escorting the user.

Comfort harness for easy pulling and the exit of the water with the wheelchair

ADVANTAGES

- Ergonomic equipment
- Removable, compact and lightweight solution
- Unlike a pull-up bar, the harness avoids any risk of shock with the user and the escort



WE OFFER A QUICK AFTER-SALES SERVICE FOR OUR WHEELCHAIRS.

Rinse your wheelchair with clear water regularly for optimum service life.



Our Equipment
OUR EQUIPME
Our Equipment
OUR EQUIP
Our Equipment
OUR EQUIPMEN
Our Equipment

ACCESSOUND

Swimming access headphones for the visually impaired

The Accessound bone conduction headset is a product **specialized in supporting blind or visually impaired people in the exercise of aquatic activities in open water**. Its bone conduction system allows the users to be guided in real time using a transmitter.



ADVANTAGES

- Suitable for open water activities: sea, lake, ocean
- Large transmission range
- Easily transportable (cover provided)
- Quick after-sales service
- Comfortable to use
- Free ears: better consideration of the external environment
- Up to 7 channels per transmitter (i.e. 7 users or groups of users)
- No maintenance and very good reliability



KIT INCLUDING :

The swim cap keeps the headphones in position

- 1 transmitter
- 1 to 7 receivers (*headsets*) depending on the maximum number of simultaneous users
- 20 swim caps/receiver: 1 color per cap for better identification



Advice

This kit can be used in the sea and in the swimming pool, do not hesitate to share it among the various aquatic services in your communities.



AQUACCESS FIXE

Fixed pool lift

Aquaccess Fixed is a fixed lift for swimming pools suitable for people with reduced mobility, ideal for transferring in the water with or without assistance.

User can enter and exit the aquatic area in complete autonomy



Color	White
Weight	50 kg
Width	60 cm
Length	1,15 m
Height	95 cm
Maximum weight capacity	150 kg

Installation possible in all interior and exterior swimming pools



ADVANTAGES

- Easy installation and use
- Easy to use: battery powered
- Safety: emergency stop button, belt
- Completely made of stainless steel (indoor and outdoor use)



AVAILABLE OPTIONS

- Footrest
- Safety belt, etc...

AQUACCESS MOBILE

Mobile pool lift

Aquaccess Mobile is a mobile pool lift suitable for people with reduced mobility, ideal for transferring and the comfortable move from the locker room to the poolside.

The Aquaccess Mobile user must be accompanied with each use



Color	White
Weight	200 kg
Width	59 cm
Length	1,44 m
Height	156 cm
Maximum weight capacity	135 kg

Aquaccess Mobile is ideal for indoor and outdoor pools which have several pools or bathing areas



ADVANTAGES

- Easy to use
- Ideal for an aquatic environment
- Safety



SUNBED

For people with reduced mobility

Our sunbed height is adapted to wheelchair seat height (53 cm). Transfer from a wheelchair is easier. Very comfortable and durable, it is the ideal solution to enjoy the sun !

Weight
11 kg
Width
62 cm
Length
196 cm unfolded
Seat height
53 cm
Use
Sand - Grass Concrete



4 COLORS AVAILABLE



Ecran



Chocolate



Yellow



Blue



ADVANTAGES

- Made in Italy
- Easy to fold and unfold
- Sunshade to protect user from the sun
- UV resistant fabric, doesn't retain heat
- Seat adapted to people with reduced mobility
- Antibacterial and mold resistant PVC fabric
- 3 seating positions : patented positioning system (against injury)
- Stable : can be used on sand directly or on hard ground

SEAT HEIGHT : 53 CM

*Adapted to wheelchair users,
people with reduced mobility
and the elderly*



WHEELLEEZ™ ACCESSWALK

Beach and all-terrain rollator

Ideal for walks on different types of soft ground (dry and wet sand, grass, earth, gravel, etc.), the Wheelleez™ Accesswalk Rollator allows people with reduced mobility to move around independently.

Color
grey and black
Weight
10 kg
Width
90 cm
Seat height:
55 cm
Seat dimensions:
41 x 28 cm
Maximum weight capacity
120 kg



Its two rear wheels are equipped with brakes which ensure safety for the user.

The rollator is a solution of the Wheelleez™ range



ADVANTAGES

- Ideal wheels for moving on soft grounds
- Safety and comfort: brakes, hand brakes, padded backrest
- Possibility to sit down to enjoy the nature
- Foldable: easily transportable



WHY CHOOSE US ?

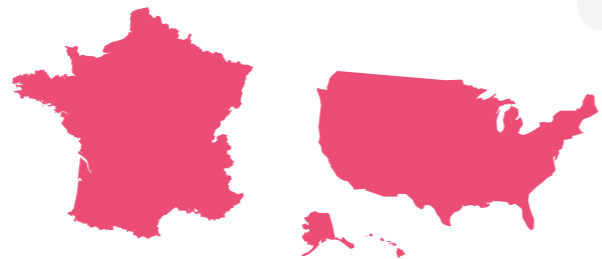
Quality products and service

- Guaranteed, **durable** and **reliable** equipments   Innovative solutions 
- A path for **all types of ground** adapted to users and site traffic   **Comfort** for families with **pushchairs** **Armchairs** adapted to your customers
- Custom cuts   **Easy maintenance**
- Controlled **delivery times**   An **available and responsive after-sales** service
-  **Made in France**

Our strengths

**2 HEADQUARTERS
IN FRANCE AND IN THE USA**

*Which allows constant monitoring
on your changing needs
and on the latest innovations*



Our offices

A PRODUCTION
BUILDING OF
250 SQM



A WAREHOUSE
OF 200 SQM



ALL OF OUR PRODUCTS
ARE TESTED AND
CHECKED BEFORE
SHIPMENT



If you would like more information on our solutions : maintenance, resistance tests, assembly, check our technical guides and our videos on our website or do not hesitate to contact us directly.

WHO ARE WE ?

*Since 2015, AccessRec has established itself as a specialist
of outdoor or aquatic spaces accessibility.*



To offer the best solution to our customers, our range evolves regularly in order to be able to meet their various needs.

We carry the values of an inclusive world in which site layout, safety and comfort come together. AccessRec stands apart for the high quality of its solutions and excellent customer service.

*Their confidence is our engine and we seek
to maintain their satisfaction rate at 100%.*

ENVIRONMENTAL COMPLIANCE

Our environmental impact is well under control



OFFSET OF OUR CARBON FOOTPRINT

*Since 2016, 0,5% of our sales revenue has been dedicated to planting
fruit trees in France (800 trees)*

WASTE SORTING AND RECYCLING

MANAGEMENT OF OUR PRODUCTS LIFECYCLE

Recycled and recyclable products are favoured

HIGH-QUALITY AFTER-SALES SERVICE FOR MORE DURABILITY



Our team

Caen Office

Accessrec Headquarter

LAURÈNE
Sales
Manager



YANNICK
Founder



SARAH
Purchase
Manager



MARION
Sales
representative



MAXENCE
Sales
representative



MOUHAMET
Production and
after-sales service



Américain Office  6 collaborators

AccessRec, LLC • 55 Park Slope, Clifton • New Jersey 07011 • USA

accessrec.eu
ACCESSREC.EU

Mail : contact@accessrec.eu • Tél : +33 (0) 03 83 71 67 11 • Fax : +33 (0) 03 83 71 61 83

Installation and presentation videos available on our Youtube page.



 *Accessrec Europe Headquarter*

AccessRec Europe • 45, rue de la Chapelle • 54110 Anthelupt • FRANCE